



STANDARD

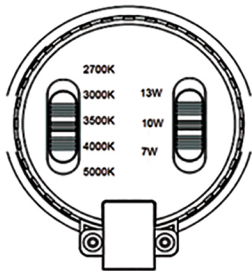


APPLICATIONS

The 8" Architectural Recessed Downlight Retrofit solution has an integrated LED power supply and thermal management system combined in a single compact unit designed to fit most standard 8" openings. Also works in new construction applications. It is wattage and Kelvin selectable to fit most needs.

FEATURES

- * Long life LED's with up to 50,000 hours at 70% lumen maintenance
- * Dimmable w/ 0-10V
- * Save 75% compared to incandescent sources
- * High efficiency driver with a power with factor >0.90 with input power of 120V-277V. 50 - 60Hz
- * Built-in LED Driver
- * Operation temperature of -4 F - 104 F



- * CCT: 27K, 3K, 35K, 4K & 5K color temperature
- * Wattage selectable : 12W - 1000 Lm, 20W - 1700 Lm and 30W - 2400 Lm

ORDERING INFORMATION

PART #	POWER	LUMENS	KELVIN RATING
CLL-848-90-10-CCT8"	12W	1000	2700K
	20W	1700	3000K
	30W	2400	3500K
			4000K
			5000K

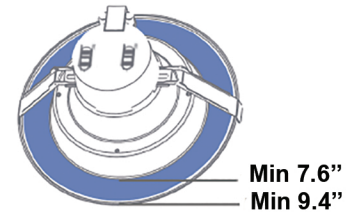
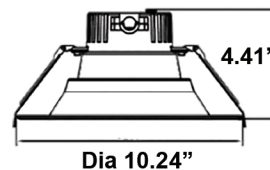
HOUSING

- * Compatible w/ most 8" architectural housings or frames
- * Universal Housing Compatibility
- * Durable thermoplastic and aluminum construction

WARRANTY / LISTING

- * Tested in accordance with IESNA LM79 & LM 80.
- * ETL Listed for wet locations, US & Canada
- * IC rated for direct contact with insulation (new construction & retrofit).
- * Energy Star certified
- * Five year warranty on all electronics and housing.

DIMENSIONS



MOUNTING

- * The adjustable housing clips allow for installation in a large range of commercial and architectural housings ranging from 7.6"-9.4" (195-240mm). These spring-action clips push up easily and fit securely for both retrofit and new construction installations.
- * Optional Frame-in Kit available