

# LEGACY 2 AREA LIGHT 25LS-48 277-480V



Certified LED Lights®



The Legacy 2 Area light is a group of premium architectural LED lights designed to illuminate parking areas, pathways, building facades, loading docks and a wide variety of other large general site lighting applications. Multiple mounting options make the 25LS-48 Legacy 2 Area Light a versatile light for flood lighting, pole, ground and wall mounted area lighting and other outdoor lighting requirements.

## FEATURES

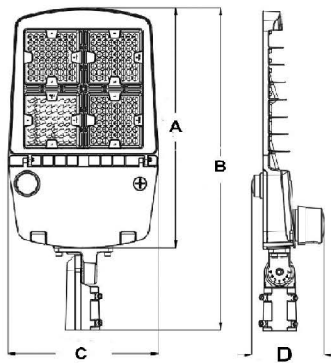
- CCT 30K, 40K, 50K **Selectable**
- **Selectable wattage**
- **Universal 277-480V AC** voltage (50-60 Hz)
- 152 Lu.W @3000K ; 171 Lu/W @ 4000K ; 159 LU/W @ 5000K
- Philips Lumileds LED chips and premium SOSEN driver
- Integrated sensor receptacle
- The light distribution is field adjustable
- IP65
- Die cast aluminum housing with 2 mil dark bronze powder coat finish and heat resistant polycarbonate lens

## WARRANTY & LISTING

- UL listed.
- DLC premium listed.
- IP65 "wet Locations" rated.
- Flicker free per IEEE 1789-2015 (no observable adverse effects of flicker at 100% light output level).
- 5-year warranty on all electronics and housing.
- Power factor > 0.90
- 20KV surge protector
- EPA: 1.85 Ft2
- Total harmonic distortion <20%.
- Color rendering Index >80.
- Wireway enclosure is sealed with a water-tight, silicon rubber gasket
- 0-10V dimmable
- Optional occupancy sensor: ANT-5-4T sold separately

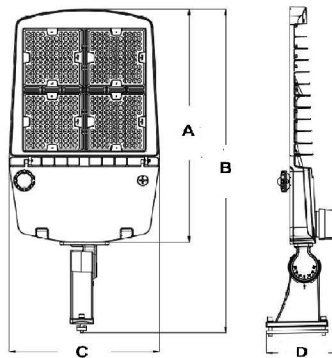
## MOUNTING OPTIONS & DIMENSIONS

- Trunnion and Slip-fitter mounting accessories are adjustable up to 90 degrees in both directions.



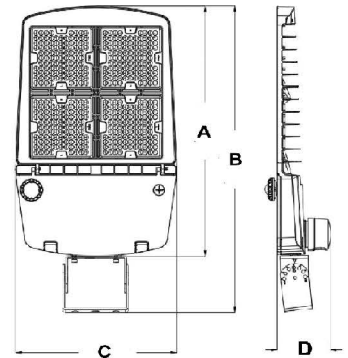
Slip fitter mount

A: 19.77" B: 26.58" C: 12.40" D: 6.01"



Direct mount

A: 19.81" B: 19.15" C: 12.40" D: 7.81"



Trunnion mount

A: 19.81" B: 25.29" C: 12.40" D: 6.01"

## ORDERING INFORMATION

PART #	CCT	Lumens @ Wattage			Mounting & Sensor options
		100W	120W	150W	
CLL-LGCY2-25LS-48-CCT	3000K	15,200	18,240	22,800	Trunnion Mount: CLL-LGCY-TR
	4000K	17,100	20,520	25,650	Direct Mount: CLL-LGCY-DMT
	5000K	15,900	19,080	23,850	Slip Fitter Mount: CLL-LGCY-SF
Sensor option: ANT-5-4T Sold Separately					

Specifications and dimensions subject to change without notice

[www.certifiedledlights.com](http://www.certifiedledlights.com)

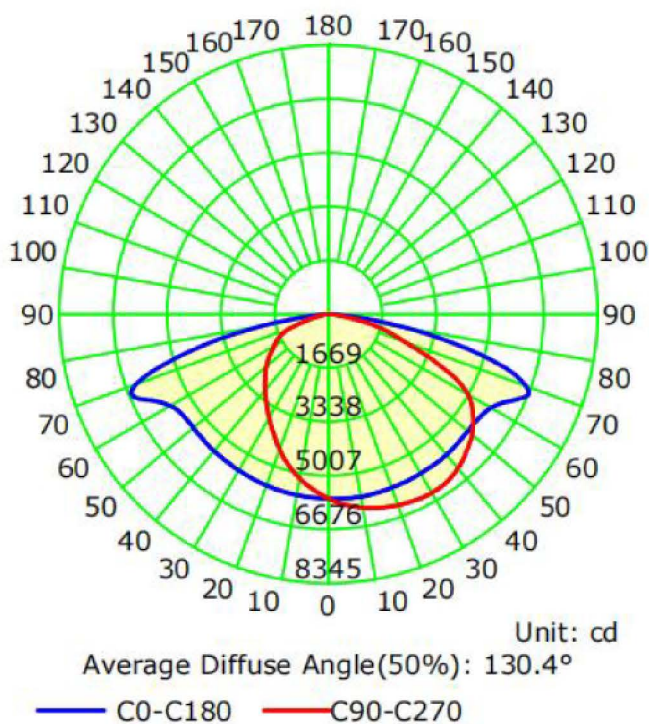
13375 N. Stemmons Frwy, Ste 300, Farmers Branch, TX 75234

Rev Sept 15, 2023

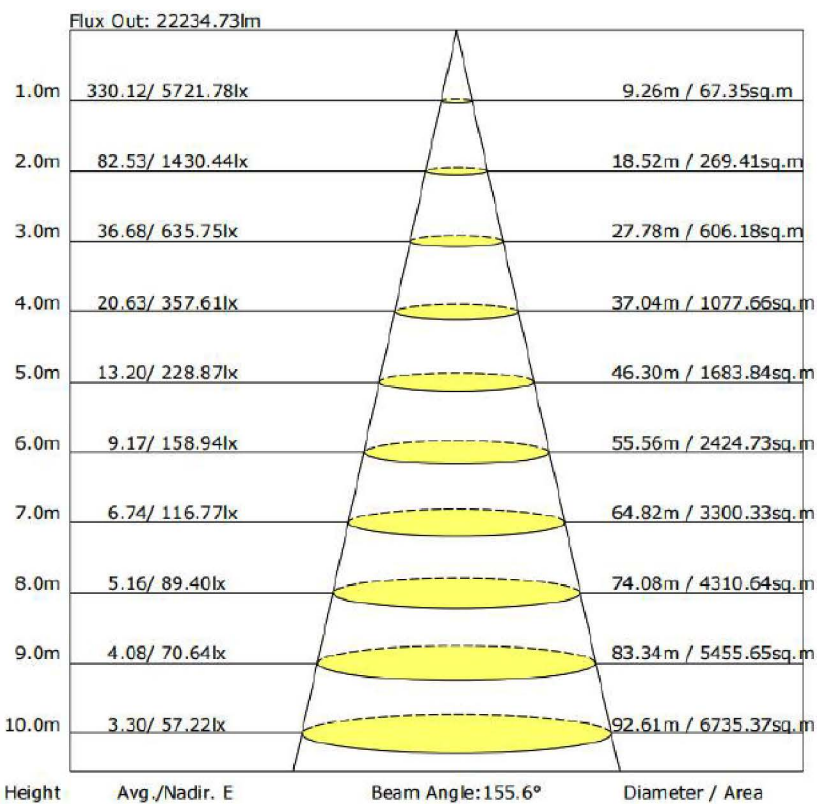
# LEGACY 2 AREA LIGHT 25LS-48

## PHOTOMETRIC DATA

LUMINOUS INTENSITY DISTRIBUTION CURVE



THE AVERAGE ILLUMINANCE EFFECTIVE FIGURE



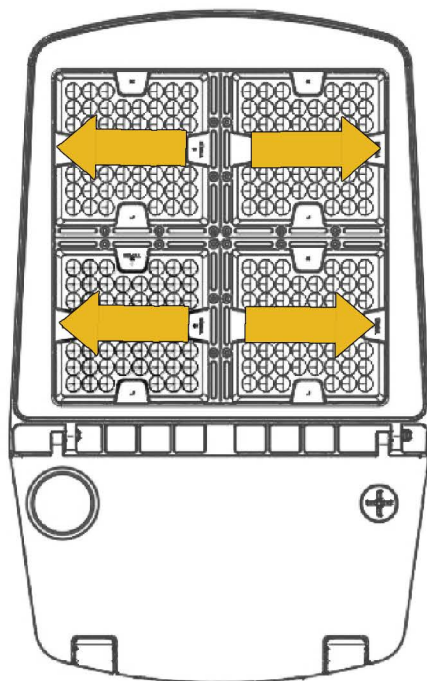


# LEGACY 2 AREA LIGHT 25LS-48

## ADJUSTABLE LIGHT DISTRIBUTION

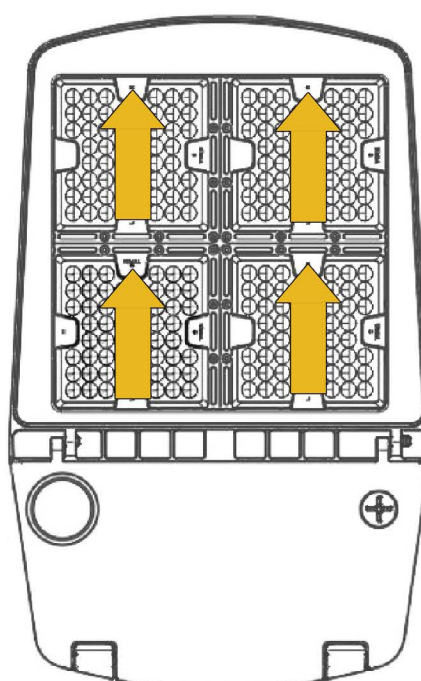
The Legacy 2 area light is fitted with 4 identical lenses. These 4 lenses can be turned in all directions depending on the desired light distribution. From the factory the Legacy 2 is set as a NEMA III distribution. By turning the lenses, 80% of a TYPE II and TYPE V can be achieved and 70% of a IV.

TYPE II 80% achieved



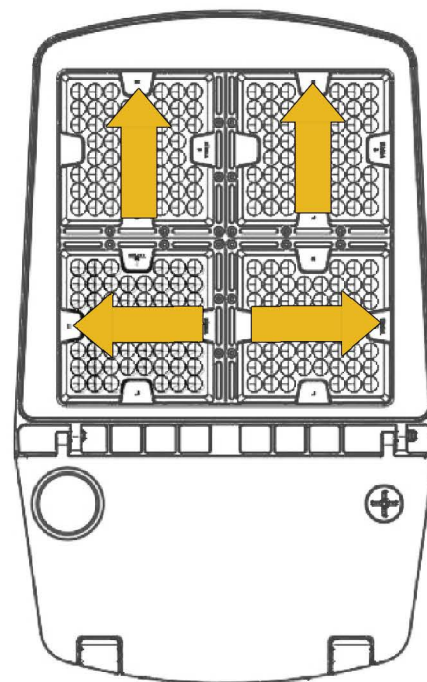
MODIFIED K2 DISTRIBUTION

TYPE III 100% achieved



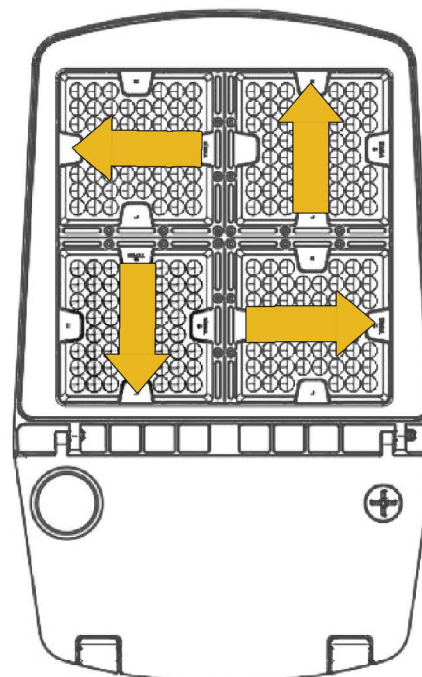
NEMA III DISTRIBUTION

TYPE IV 70% achieved



MODIFIED K4 DISTRIBUTION

TYPE V 80% achieved



MODIFIED K5 DISTRIBUTION