



STANDARD



APPLICATIONS

The DHT- FCAWP series is a contemporary, commercial grade area light fixture. It features a heavy-duty, spring-loaded hinge, which provides the flexibility of focusing light near the mounting surface or projecting light forward. With a die cast aluminum housing and a polycarbonate lens, the DHT- FCAWP series will stand up to many years of punishing environmental conditions. High-efficacy, long-life LEDs provide both energy and maintenance cost savings compared to traditional, MH / HID area lights.

FEATURES

- * Available in 5000k color temperatures
- * Long-life LEDs provide 75,000 hours of operation
- * Phillips Lumiled LED. Novbo Power driver.
- * 0-10V dimming type 1
- * Heavy-duty, spring-loaded hinge provides the flexibility of focusing light near the mounting surface or projecting light forward.
- * Universal 120-277 AC voltage (50-60Hz) is standard
- * Watertight, compression-type electrical connectors prevent moisture intrusion
- * Power factor > 0.98
- * Beam angle: 86 degrees
- * Color rendering index > 80
- * Die cast aluminum housing with durable, dark bronze, powder coat paint. better cooling, light design
- * Durable, UV-resistant polycarbonate lens
- * Removable, threaded plugs for side attachment of 1/2" rigid electrical conduit, or for button photocells

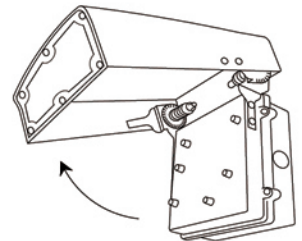
ORDERING INFORMATION

WARRANTY & DETAILS

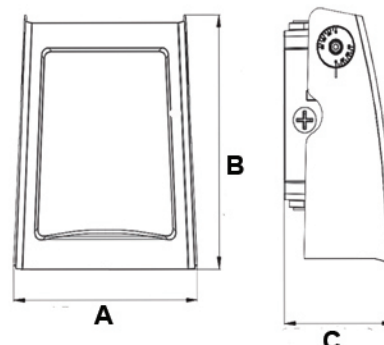
- * cULus listed for wet locations (-22°F to 113°F)
- * IP65 rated
- * DLC Listed
- * Complies with FCC Part 15 class B
- * Complies with EN61000-4-5, surge immunity (1kV)
- * 5-year warranty on all electronics and housing

VERTICAL ADJUSTABILITY

- * Heavy-duty, spring-loaded hinge provides vertical adjustability of the light housing
- * Adjustability provides for a range of lighting effects from full-cutoff downlight to forward throw
- * Knurled notches securely retain rotated position even in demanding environments.



DIMENSIONS



PART #	Color Temp	Lumens	Lumen/watt	Wattage	Voltage	Dimensions		
						A	B	C
DTH-FCAWP-70W-5K	5000K	9,241	131	70	AC 100-277V	8.51"	11.05"	4.41"

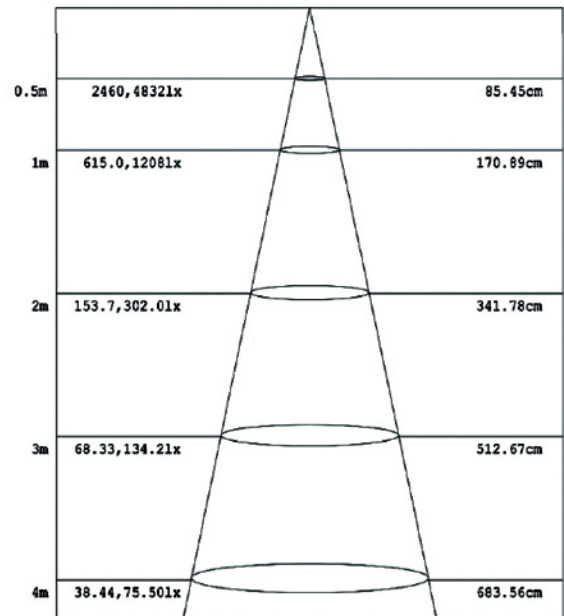
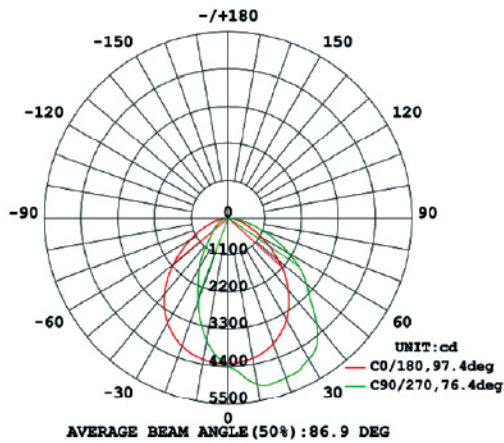
DTH-FCAWP-70W

FULL CUTOFF ADJUSTABLE WALL PACK

Part No	DTH-FCAWP-70W	CRI	> 80 Ra
Luminous flux	131 LM/W @ 5000K	Power Frequency	50 / 60 Hz
Lumens	9,241 @5000K	Input Voltage	AC120- 277 V
Life Span	>75,000 Hrs	Total Harmonic Distortion	< 20%
Power factor	> 0.98	Fixture Material	Die cast aluminum alloy
Ingress Protection	IP 65	Operating Temperature	-22°F to 113°F

PHOTOMETRIC DATA

LUMINOUS INTENSITY DISTRIBUTION DIAGRAM



C0 PLANE ISOLUX DIAGRAM (UNIT:lx)

