

LEGACY 2 AREA LIGHT 21L



The Legacy 2 Area light is a group of premium architectural LED lights designed to illuminate parking areas, pathways, building facades, loading docks and a wide variety of other large general site lighting applications. Multiple mounting options make the 21L Legacy 2 Area Light a versatile light for flood lighting, pole, ground and wall mounted area lighting and other outdoor lighting requirements.

FEATURES

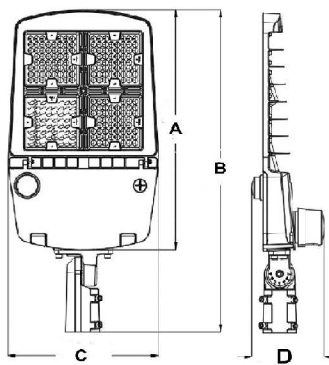
- Standard in 5000K.
- Universal 100-277 AC voltage (50-60 Hz)
- 173 Lumens per watt
- 20,760 lumens.
- Philips Lumileds LED chips and premium SOSEN driver
- Integrated sensor receptacle
- The light distribution is field adjustable
- IP65
- Die cast aluminum housing with 2 mil dark bronze powder coat finish and heat resistant polycarbonate lens

WARRANTY & LISTING

- UL listed.
- DLC premium listed.
- IP65 "wet Location" rated.
- Flicker free per IEEE 1789-2015 (no observable adverse effects of flicker at 100% light output level).
- 5-year warranty on all electronics and housing.
- Power factor > 0.90
- 20KV surge protector
- EPA: 1.85 Ft2
- Total harmonic distortion <20%.
- Color rendering Index >80.
- Wireway enclosure is sealed with a water-tight, silicon rubber gasket
- 0-10V dimmable
- Optional occupancy sensor: ANT-5-4T sold separately

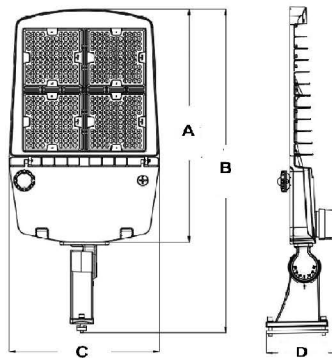
MOUNTING OPTIONS & DIMENSIONS

- Trunnion and Slip-fitter mounting accessories are adjustable up to 90 degrees in both directions.



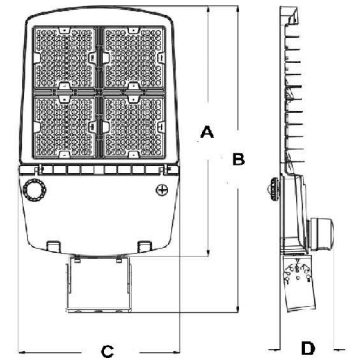
Slip fitter mount

A: 24.18" B: 31.97" C: 15.60" D: 5.15"



Direct mount

A: 24.18" B: 33.57" C: 15.60" D: 7.51"



Trunnion mount

A: 24.18" B: 29.61" C: 15.60" D: 5.15"

ORDERING INFORMATION

PART #	Color Temp	Lumens	Lumen/watt	Wattage	Mounting & Sensor options
CLL-LGCY2-21L-27-50K	5000K	20,760	173	120	Trunnion Mount: CLL-LGCY-TR Direct Mount: CLL-LGCY-DMT Slip Fitter Mount: CLL-LGCY-SF
Sensor option: ANT-5-4T Sold Separately					

Specifications and dimensions subject to change without notice

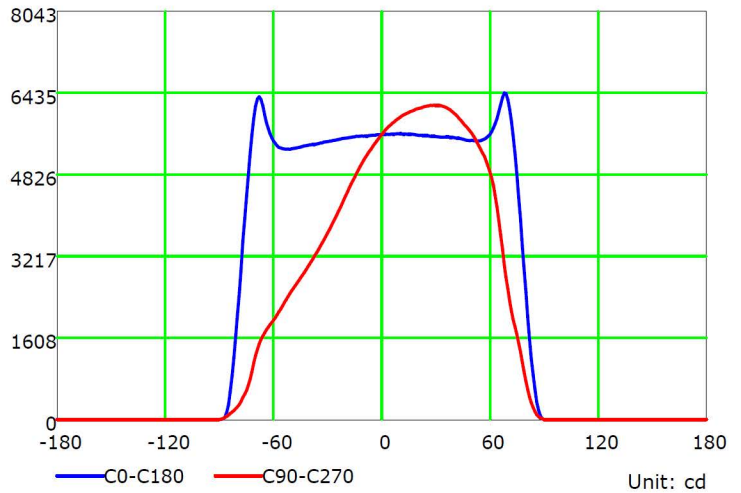
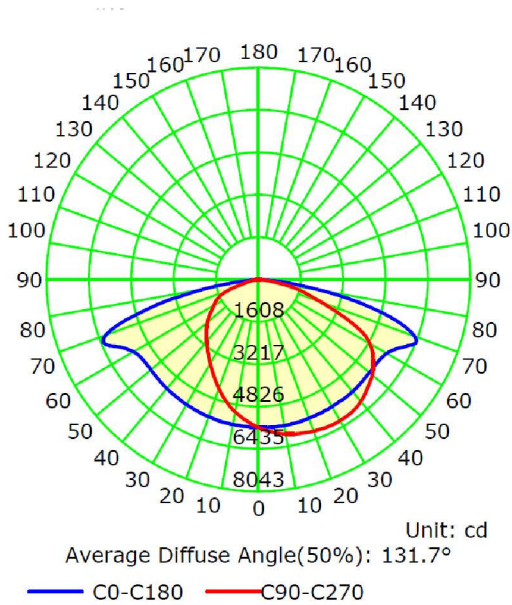
www.certifiedledlights.com
13375 N. Stemmons Frwy, Ste 300, Farmers Branch, TX 75234

Rev Sept 15, 2023

LEGACY 2 AREA LIGHT 21L

PHOTOMETRIC DATA

LUMINOUS INTENSITY DISTRIBUTION CURVE

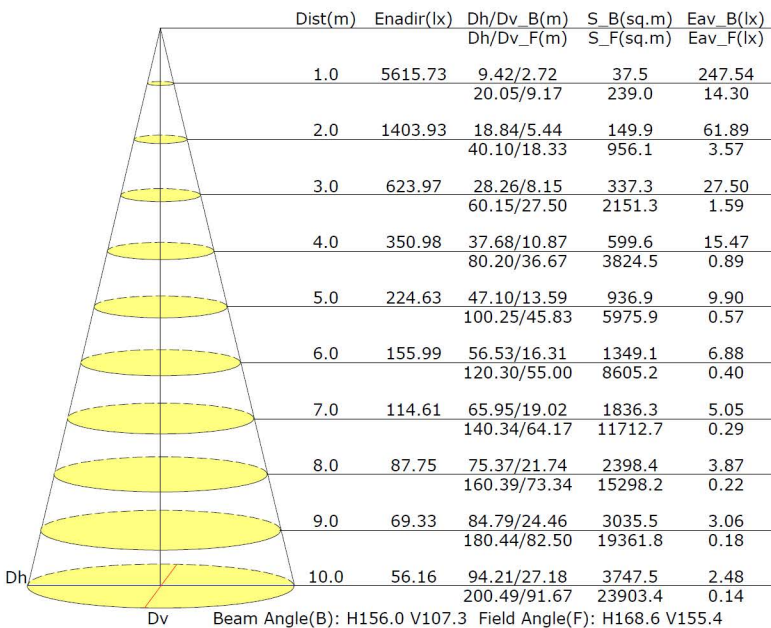


C Plane (°):0.0-360.0: 22.5
Test Lab:
Test Type: TYPE C
Temperature: 25.8 °C
Operator:


Gamma Plane (°):0.0-180.0:1.0
Test Device: GPM-3000
Distance: 14.140 m [K=1.0000]
Humidity:
Inspector:

THE AVERAGE ILLUMINANCE EFFECTIVE FIGURE

ILLUMINANCE AT A DISTANCE



Flux Out: 21795.77lm

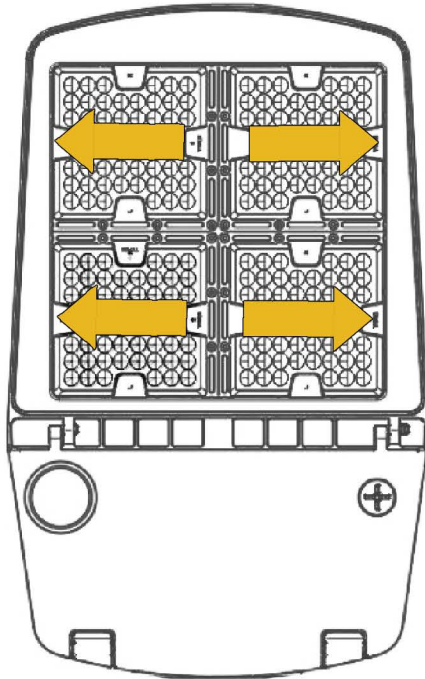


LEGACY 2 AREA LIGHT 21L

ADJUSTABLE LIGHT DISTRIBUTION

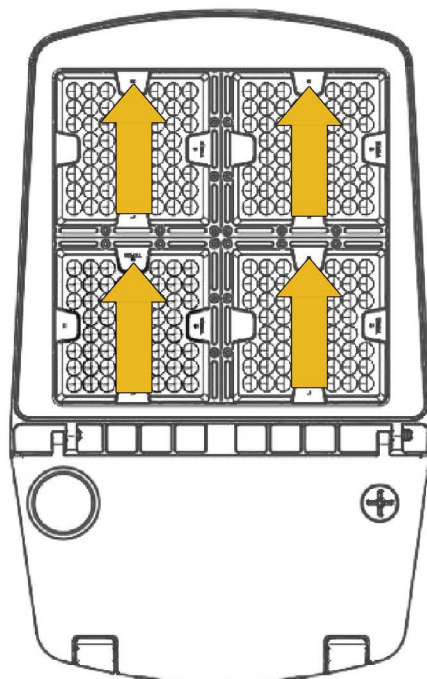
The Legacy 2 area light is fitted with 4 identical lenses. These 4 lenses can be turned in all directions depending on the desired light distribution. From the factory the Legacy 2 is set as a NEMA III distribution. By turning the lenses, 80% of a TYPE II and TYPE V can be achieved and 70% of a IV.

TYPE II 80% achieved



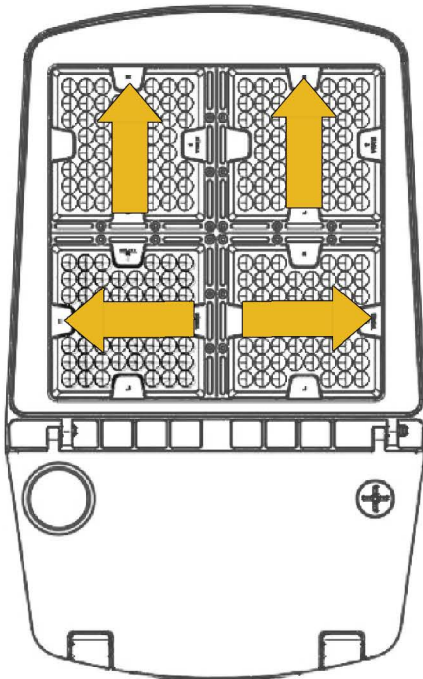
MODIFIED K2 DISTRIBUTION

TYPE III 100% achieved



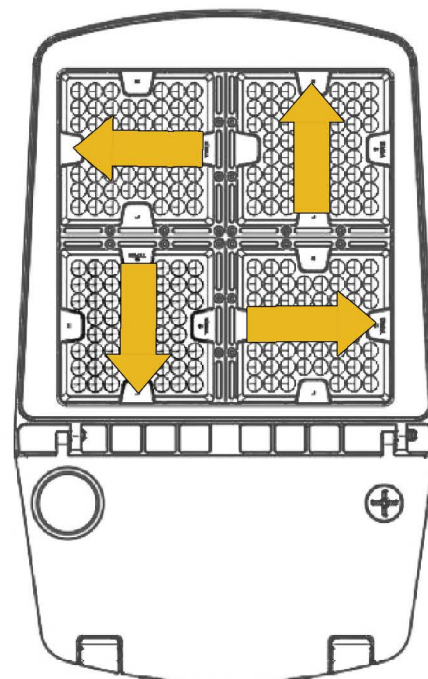
NEMA III DISTRIBUTION

TYPE IV 70% achieved



MODIFIED K4 DISTRIBUTION

TYPE V 80% achieved



MODIFIED K5 DISTRIBUTION