



Certified LED Lights®

Product Data Sheet
UFO CLL-HBB



Easy field install motion
sensor available

Product Overview

The HBB is a premium round LED UFO High Bay light with standard die cast aluminum housing and clear PC lens, the HBB provides durability and high performance. Standard with sensor receptacle built in for easy install control options (sensor sold separately).

This HBB series light is the latest in high-performance LED round high-bay technology. Engineered to replace traditional fluorescent or metal halide high-bays, the HBB delivers superior performance in a compact, easy-to-manage package. It is available in 150W, 200W and 240W in 5000K and in 150W, 200W and 300W wattage selectable and 35K, 4K and 5K kelvin selectable.

With a rated life of 100,000 hours, the HBB is built to last. It can replace up to 2,000W MH, making it a reliable and cost-effective solution for a wide range of applications. It carries a 5 year warranty.

These lights and LED components has been tested by independent laboratory in accordance to IESNA LM79 and LM80. LED color temperature is warrantied to shift no more than 180K over the standard warranty period. Furthermore, the range of Correlated Color Temperature follows the guidelines of the American National Standard for Specifications for the Chromaticity of Solid State Lighting (SSL) Products, ANSI C78.377-2017.

Applications



Manufacturing



Retail



Sports
Arena



Warehouses

Main Features

- * CCT: 3 color temperature selectable in the field on CCT model
- * Wattage: 3 adjustable power selectable in the field on CCT model
- * DLC 5.1 premium listed
- * UL listed for damp location
- * FCC Part 15, class B
- * 140 to 163 lumens per watt
- * Long-life LEDs provide 100,000 hours of operation
- * Universal 100-277 AC voltage (50-60Hz) is standard
- * 0-10 V dimming capability is standard
- * Die cast aluminum housing, painted black
- * Easy installation in new construction or retrofit
- * Battery backup option available

Product Warranty



Highlights and Certifications



DLC 5.1 Premium Listed



IP 65 rated



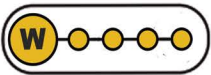
UL listed for wet location



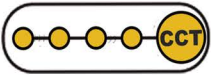
Dimming: 0-10V



FCC Part 15, class B



Field selectable wattage 3-way dip switch:
200W, 240W and 300W on the CCT model



Field selectable CCT 3-way dip switch:
35K, 4K 5K on the CCT model

Key Specifications

- * CCT: color temperature selectable 35K, 4K, 5K on the CCT model - 5000K on the other models
- * Adjustable power: 200, 240, 300W on the CCT model - 150W, 200W or 240W available on the other models
- * LED chips 2835, Premium Sosen driver
- * IP 65 wet location rated
- * Operating temperatures from -4°F to 120°F
- * Storage temperature from -4°F to 158°F
- * Power factor > 0.90
- * CRI > 80
- * Viewing angle: 90 degrees

Performance

HBB-22L-27-5K		HBB-30L-27-5K		HBB-36L-27-5K	
Color	5000	Color	5000	Color	5000
Lumens	21,789	Lumens	31,035	Lumens	34,412
Lumens/Watt	151	Lumens/Watt	155	Lumens/Watt	152

HBB-45LS-27-CCT											
200W				240W				300W			
Color	3000	4000	5000	Color	3500	4000	5000	Color	3500	4000	5000
Lumens	28,000	30,600	28,000	Lumens	33,600	36,720	33,600	Lumens	41,955	46,122	43,856
Lumens/Watt	140	153	140	Lumens/Watt	140	153	140	Lumens/Watt	141	163	148

Performance data is based on a test at 120V

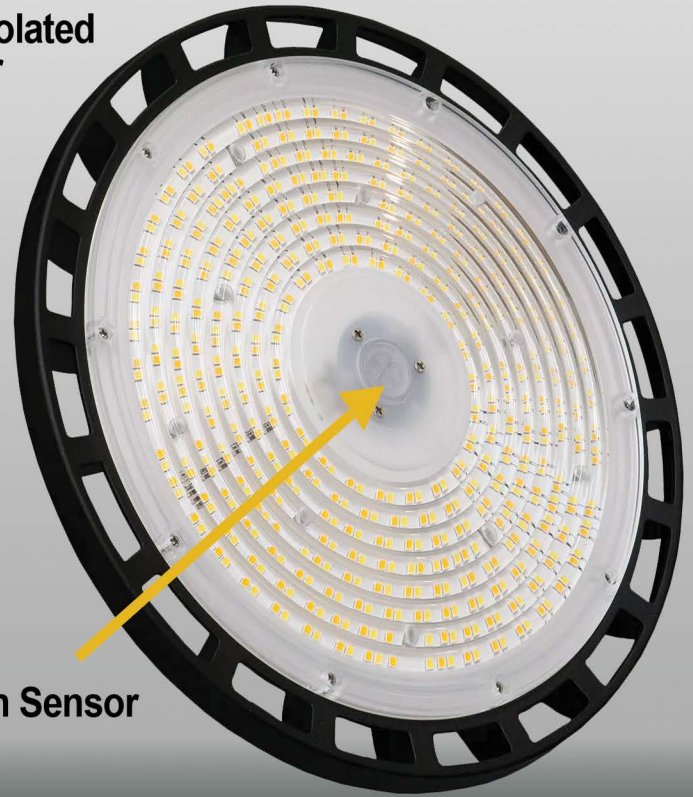
**Wattage and Kelvin Selectable
on the CCT Model**

**Thermally Isolated
Sosen driver**

Hook Mount



Solid Die-cast Aluminum Housing

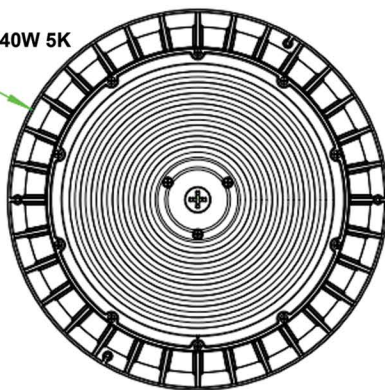


Plug-N-Play Motion Sensor

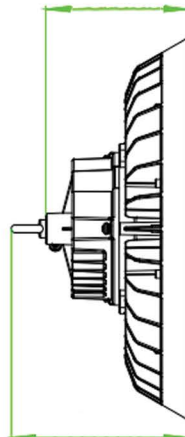
Dimensions

All 5K models

11" 150W 5K
12.5" 200 & 240W 5K



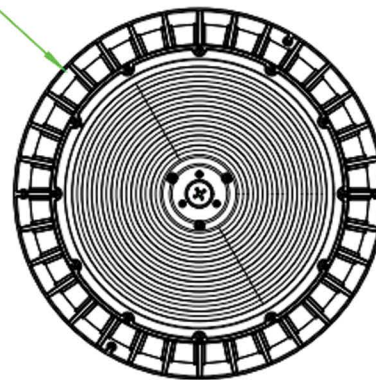
4.7" all 5K models



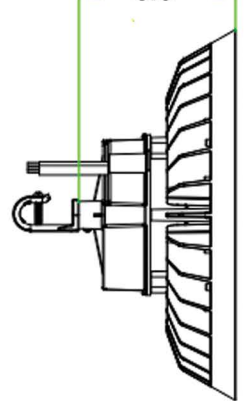
5.8" all 5K models

CCT model

13.3"



5.6"






Ordering Guide

PART #	HBB-22L-27-5K	HBB-30L-27-5K	HBB-36L-27-5K	HBB-45LS-27-CCT
Watt	150	200	240	200/240/300
Lumens/watt	151	154	152	140-163
Color Temp	5,000	5,000	5,000	35K, 4K, 5K CCT
Lumens	21,789	31,035	34,412	28,000 – 46,000
Voltage	100-277 VAC 50-60HZ	100-277 VAC 50-60HZ	100-277 VAC 50-60HZ	100-277 VAC 50-60HZ

Notes:

- HBB means manufacturer part#
- 22L means: 150W ; 30L means: 200W ; 36L means: 240W : 45LS means wattage selectable
- 27 means panels are 120-277V
- CCT means the product is 3 CCT selectable

Accessories Ordering Guide

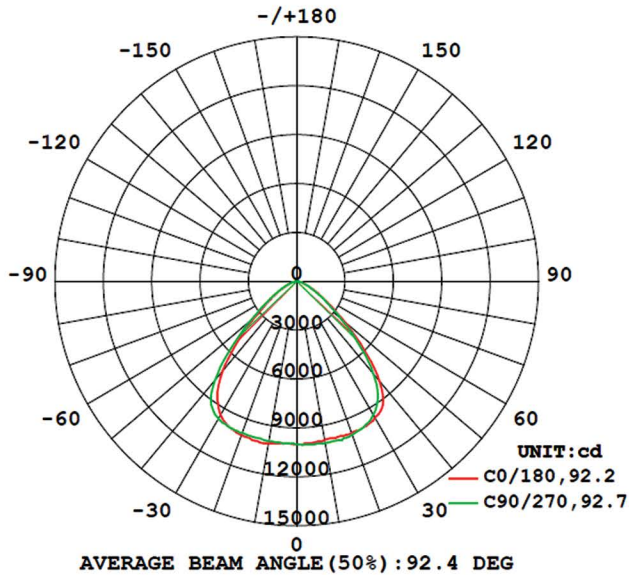
CATEGORY	PART #	DESCRIPTION	NOTE	PICTURE
EM Driver	EMUFO-40170-YY	High output voltage 170V. 40W emergency power	Order separately	
Motion Sensor	CLL-UHB2-MS	Bi-level microwave sensor	Order separately	
Yoke Mount	CLL-UHB2-YOKE	To mount this light on a flat surface	Order separately	



Photometric Data

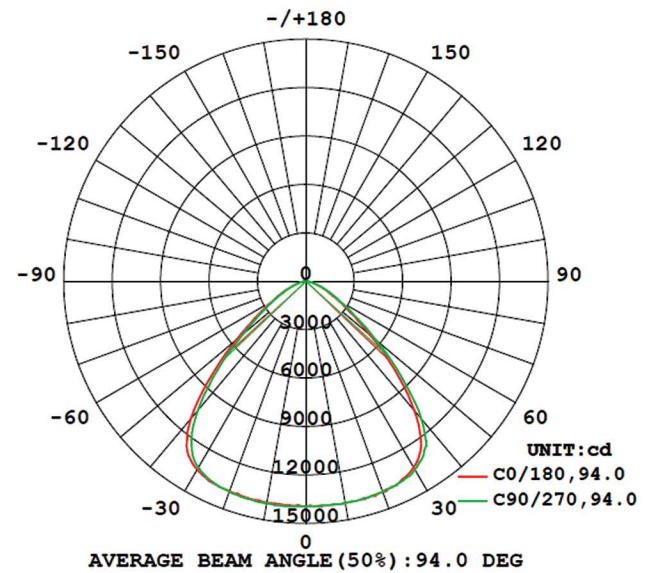
150W @ 5000K

LUMINOUS INTENSITY DISTRIBUTION DIAGRAM



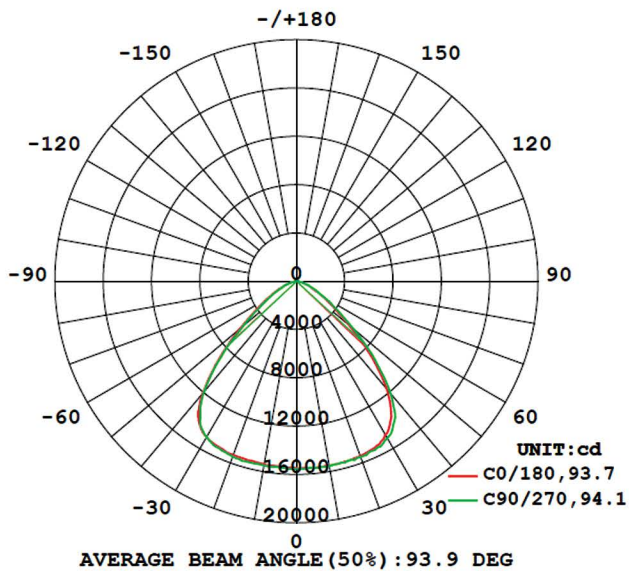
200W @ 5000K

LUMINOUS INTENSITY DISTRIBUTION DIAGRAM



240W @ 5000K

LUMINOUS INTENSITY DISTRIBUTION DIAGRAM



300W @ 5000K

LUMINOUS INTENSITY DISTRIBUTION DIAGRAM

