

LEGACY 2 AREA LIGHT 52LS-27



The Legacy 2 Area light is a group of premium architectural LED lights designed to illuminate parking areas, pathways, building facades, loading docks and a wide variety of other large general site lighting applications. Multiple mounting options make the 52LS-27 Legacy 2 Area Light a versatile light for flood lighting, pole, ground and wall mounted area lighting and other outdoor lighting requirements.

FEATURES

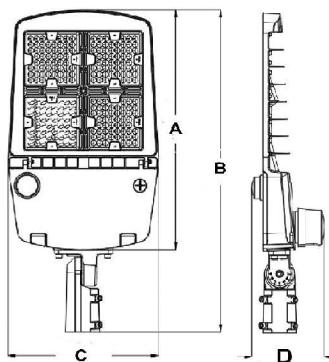
- CCT 30K, 40K, 50K **Selectable**
- **Selectable wattage**
- **Universal 100-277 AC voltage (50-60 Hz)**
- 152 Lu.W @3000K ; 173 Lu/W @ 4000K ; 160 LU/W @ 5000K
- Philips Lumileds LED chips and premium SOSEN driver
- Integrated sensor receptacle
- The light distribution is field adjustable
- IP65
- Die cast aluminum housing with 2 mil dark bronze powder coat finish and heat resistant polycarbonate lens

WARRANTY & LISTING

- UL listed.
 - DLC premium listed.
 - IP65 "wet Locations" rated.
 - Flicker free per IEEE 1789-2015 (no observable adverse effects of flicker at 100% light output level).
 - 5-year warranty on all electronics and housing.
-
- Power factor > 0.90
 - 20KV surge protector
 - EPA: 2.45 Ft2
 - Total harmonic distortion <20%.
 - Color rendering Index >80.
 - Wireway enclosure is sealed with a water-tight, silicon rubber gasket
 - 0-10V dimmable
 - Optional occupancy sensor: ANT-5-4T sold separately

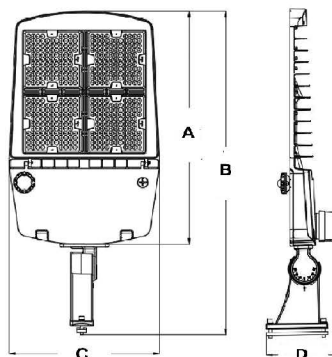
MOUNTING OPTIONS & DIMENSIONS

- Trunnion and Slip-fitter mounting accessories are adjustable up to 90 degrees in both directions.



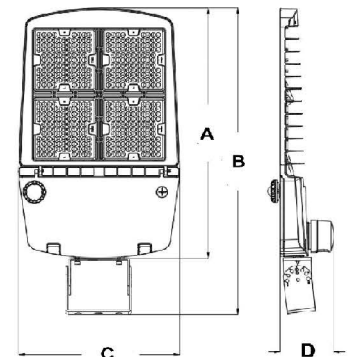
Slip fitter mount

A: 24.18" B: 31.98" C: 15.60" D: 6.38"



Direct mount

A: 24.18" B: 33.57" C: 15.60" D: 7.51"



Trunnion mount

A: 24.18" B: 29.61" C: 15.60" D: 5.15"

ORDERING INFORMATION

PART #	CCT	Lumens @ Wattage			Mounting & Sensor options
		200W	240W	300W	
CLL-LGCY2-52LS-27-CCT	3000K	30,400	36,480	45,600	Trunnion Mount: CLL-LGCY-TR
	4000K	34,600	41,520	51,900	Direct Mount: CLL-LGCY-DMT
	5000K	31,800	38,160	47,700	Slip Fitter Mount: CLL-LGCY-SF
Sensor option: ANT-5-4T Sold Separately					

Specifications and dimensions subject to change without notice

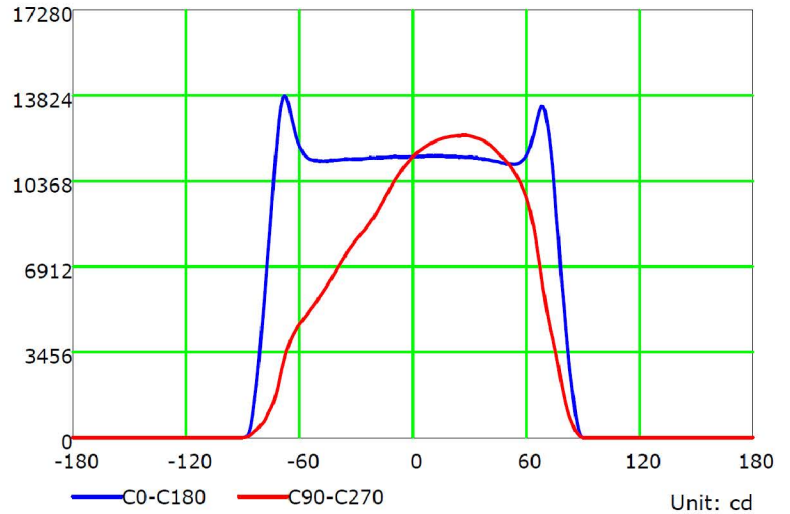
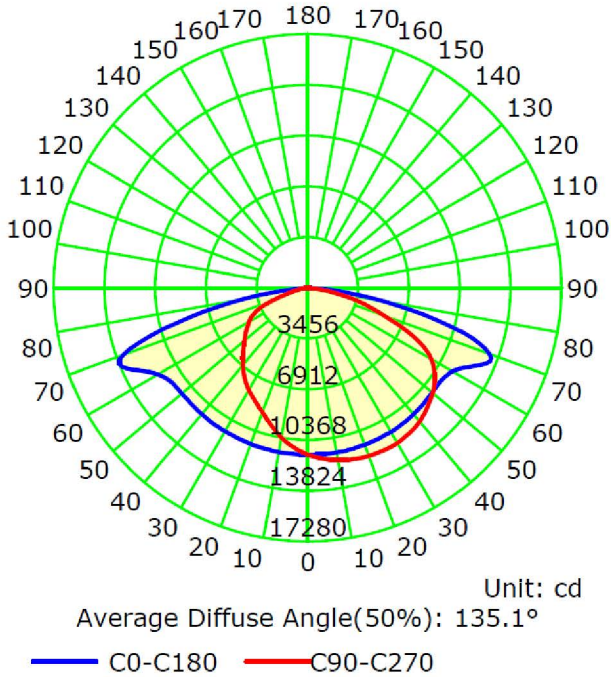
www.certifiedledlights.com
13375 N. Stemmons Frwy, Ste 300, Farmers Branch, TX 75234

Rev Sept 15, 2023

LEGACY 2 AREA LIGHT 52LS-27

PHOTOMETRIC DATA

LUMINOUS INTENSITY DISTRIBUTION CURVE



THE AVERAGE ILLUMINANCE EFFECTIVE FIGURE

ILLUMINANCE AT A DISTANCE

Dist(m)	Enadir(lx)	Dh/Dv_B(m) Dh/Dv_F(m)	S_B(sq.m) S_F(sq.m)	Eav_B(lx) Eav_F(lx)
1.0	11366.04	9.24/3.11 22.05/9.69	41.7 326.2	473.74 21.46
2.0	2841.51	18.49/6.23 44.10/19.38	166.9 1304.6	118.44 5.37
3.0	1262.89	27.73/9.34 66.15/29.07	375.5 2935.4	52.64 2.38
4.0	710.38	36.98/12.45 88.20/38.77	667.6 5218.5	29.61 1.34
5.0	454.64	46.22/15.57 110.25/48.46	1043.2 8154.0	18.95 0.86
6.0	315.72	55.47/18.68 132.30/58.15	1502.2 11741.7	13.16 0.60
7.0	231.96	64.71/21.79 154.35/67.84	2044.6 15981.7	9.67 0.44
8.0	177.59	73.96/24.90 176.40/77.53	2670.5 20874.1	7.40 0.34
9.0	140.32	83.20/28.02 198.46/87.22	3379.9 26418.8	5.85 0.26
10.0	113.66	92.45/31.13 220.51/96.92	4172.7 32615.8	4.74 0.21

Dh
Dv
Beam Angle(B): H155.6 V114.6 Field Angle(F): H169.6 V156.7

Flux Out: 44969.27lm

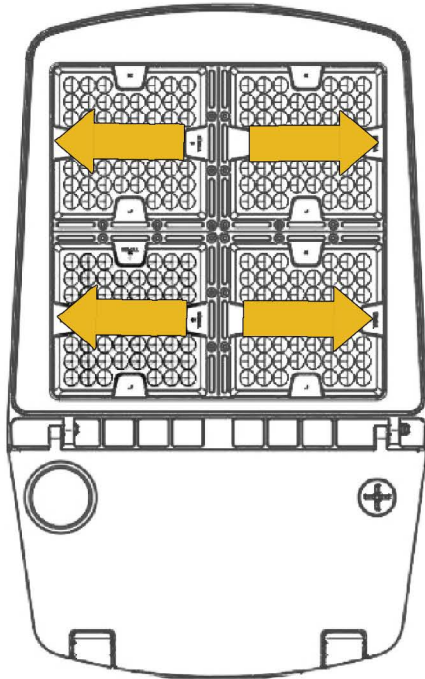
Height	Avg./Nadir. E	Beam Angle:155.6°	Diameter / Area
1.0m	669.97/ 11366.04lx		9.24m / 67.12sq.m
2.0m	167.49/ 2841.51lx		18.49m / 268.48sq.m
3.0m	74.44/ 1262.89lx		27.73m / 604.09sq.m
4.0m	41.87/ 710.38lx		36.98m / 1073.93sq.m
5.0m	26.80/ 454.64lx		46.22m / 1678.02sq.m
6.0m	18.61/ 315.72lx		55.47m / 2416.35sq.m
7.0m	13.67/ 231.96lx		64.71m / 3288.92sq.m
8.0m	10.47/ 177.59lx		73.96m / 4295.73sq.m
9.0m	8.27/ 140.32lx		83.20m / 5436.79sq.m
10.0m	6.70/ 113.66lx		92.45m / 6712.08sq.m

LEGACY 2 AREA LIGHT 52LS-27

ADJUSTABLE LIGHT DISTRIBUTION

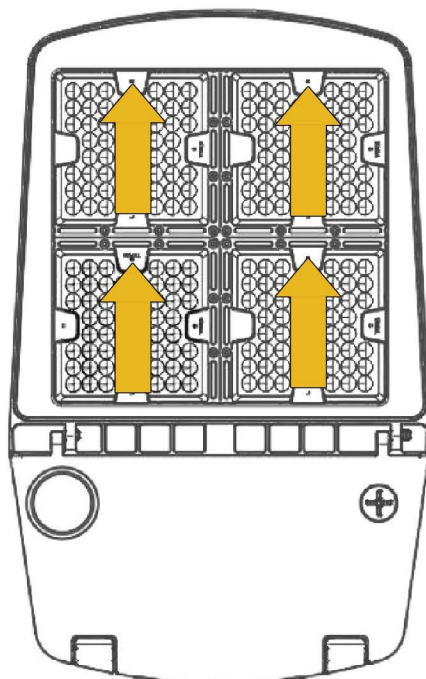
The Legacy 2 area light is fitted with 4 identical lenses. These 4 lenses can be turned in all directions depending on the desired light distribution. From the factory the Legacy 2 is set as a NEMA III distribution. By turning the lenses, 80% of a TYPE II and TYPE V can be achieved and 70% of a IV.

TYPE II 80% achieved



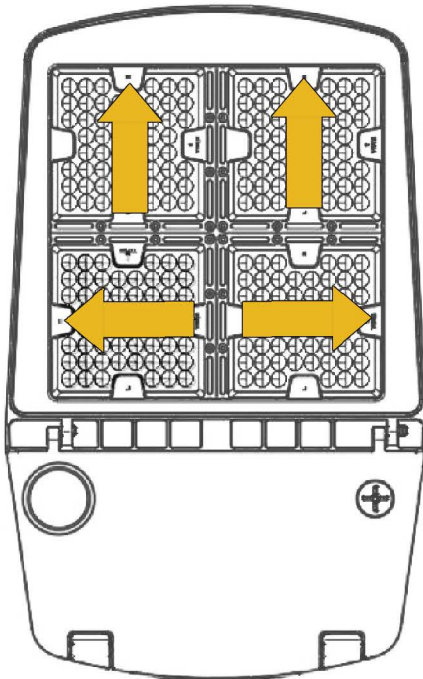
MODIFIED K2 DISTRIBUTION

TYPE III 100% achieved



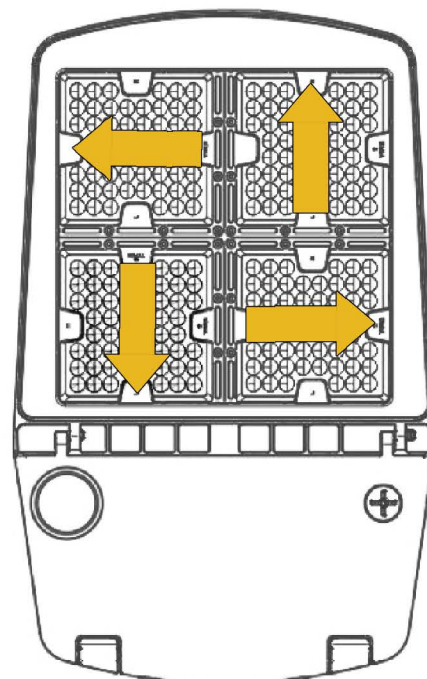
NEMA III DISTRIBUTION

TYPE IV 70% achieved



MODIFIED K4 DISTRIBUTION

TYPE V 80% achieved



MODIFIED K5 DISTRIBUTION