




Certified LED Lights®

Product Data Sheet
Linear High Bay LHB08



12VDC microwave
occupancy sensor
available

Product Overview

This LED Linear High Bay fixture has premium quality performance and technology. Ideal for one-to-one replacements for conventional HID, T8 or T5 fixtures. The revolutionary high efficacy light output of 150 Lumens per watt will reduce overall operation costs. Standard V-hook chain mount. Pendant mount optional. Wire guard and motion occupancy sensor optional (sensor sold separately).

Manufactured for durability using a die-formed steel housing finished with polyester powder coating to resist corrosion and scratching and polycarbonate diffuser. It is available in 2Ft in 110 and 225W and 4Ft in 300W and 400W. All LHB08 are Kelvin selectable 4K and 5K.

With a rated life of 75,000 hours, the LHB08 is built to last. It can replace up to 2,000W MH, making it a reliable and cost-effective solution for a wide range of applications. It carries a 5 year warranty.

These lights and LED components have been tested by independent laboratory in accordance to IESNA LM79 and LM80. LED color temperature is warrantied to shift no more than 180K over the standard warranty period. Furthermore, the range of Correlated Color Temperature follows the guidelines of the American National Standard for Specifications for the Chromaticity of Solid State Lighting (SSL) Products, ANSI C78.377-2017.

Applications



Manufacturing



Retail



Sports
Arena



Warehouses

Main Features

- * CCT: 2 color temperature selectable in the field on CCT model
- * Wattage: 3 adjustable power selectable in the field on CCT model
- * DLC 5.1 premium listed
- * UL listed for damp location
- * FCC Part 15, class B
- * 150 to 163 lumens per watt
- * Long-life LEDs provide 100,000 hours of operation
- * Universal 100-277 AC voltage (50-60Hz) is standard
- * 0-10 V dimming capability is standard
- * Die cast aluminum housing, painted white
- * Easy installation in new construction or retrofit
- * Precision-engineered matte lens with 90-degree beam angle achieves UGR <28 rating, exceeding DLC Premium requirements. It provides comfortable illumination for high-ceiling applications up to 50 feet.
- * Battery backup option available


Product Warranty



Highlights and Certifications



DLC 5.1 Premium Listed



Damp Location



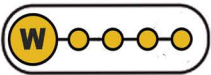
UL listed for wet location



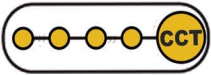
Dimming: 0-10V



FCC Part 15, class B



Field selectable wattage 3-way dip switch



Field selectable CCT 2-way dip switch: 4K and 5K

Key Specifications

- * CCT: color temperature selectable 4K and 5K
- * Adjustable power: 80W, 95W, 110W and 120W, 165W, 225W on the 2 ft models - 165W, 225W, 300W and 270W, 340W, 400W on the 4ft models.
- * Universal 100-277V AC (50-60 Hz) input standard
- * LED chips 2835, Premium Sosen driver
- * Damp location rated
- * Operating temperatures from -40°F to 122°F
- * Storage temperature from -4° F to 158°F
- * Power factor > 0.90
- * CRI > 80
- * Viewing angle: 90 degrees
- * 225W 2ft and 300W 4ft models are available with a built-in emergency driver (EM)
- * Mounting hardware includes V-hooks and chains

Performance

LHB08-2FT-110S	80W		95W			110W		
Color	4000	5000	Color	4000	5000	Color	4000	5000
Lumens	12,640	12,640	Lumens	14,630	14,630	Lumens	16,500	16,500
Lumens / Watt	158	158	Lumens / Watt	154	154	Lumens / Watt	150	150
LHB08-2FT-225S	120W		165W			225W		
Color	4000	5000	Color	4000	5000	Color	4000	5000
Lumens	18,960	18,960	Lumens	25,410	25,410	Lumens	33,750	33,750
Lumens / Watt	158	158	Lumens / Watt	154	154	Lumens / Watt	150	150
LHB08-4FT-300S	165W		225W			300W		
Color	4000	5000	Color	4000	5000	Color	4000	5000
Lumens	26,895	26,895	Lumens	35,325	35,325	Lumens	45,000	45,000
Lumens / Watt	163	163	Lumens / Watt	157	157	Lumens / Watt	150	150
LHB08-4FT-400S	270W		340W			400W		
Color	4000	5000	Color	4000	5000	Color	4000	5000
Lumens	42,660	42,660	Lumens	52,360	52,360	Lumens	60,000	60,000
Lumens / Watt	158	158	Lumens / Watt	154	154	Lumens / Watt	150	150



2 12 VDC Microwave Motion Sensor

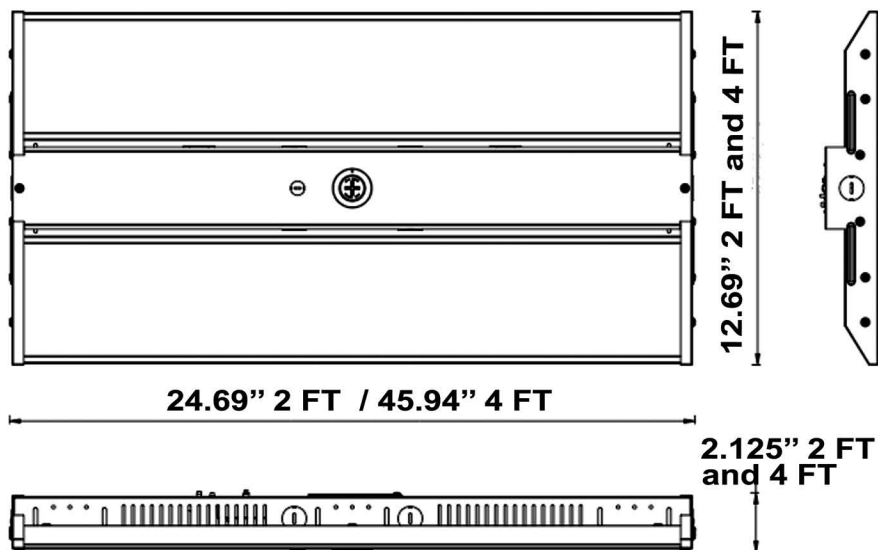
1 3-way wattage dip switch
2-way 4K /5K dip switch

2



3 Available 10Ft aircraft cable

Dimensions






Ordering Guide

PART #	Size	Wattage Selectable	Total Lumens	Kelvin Selectable	Voltage
LHB08-2FT110S-27-TCP	2 ft	80 / 95 / 110W	12,640 / 14,630 / 16,500	4K, 5K	100-277V
LHB5-2FT225S-27-TCP	2 ft	120 / 165 / 225W	18,960 / 25,410 / 33,750	4K, 5K	100-277V
LHB5-2FT225S-27-TCP-EM	2 ft	120 / 165 / 225W	18,960 / 25,410 / 33,750	4K, 5K	100-277V
LHB08-4FT300S-27-TCP	4 ft	165 / 225 / 300W	26,895 / 35,325 / 45,000	4K, 5K	100-277V
LHB5-4FT300S-27-TCP-EM	4 ft	165 / 225 / 300W	26,895 / 35,325 / 45,000	4K, 5K	100-277V
LHB08-4FT400S-27-TCP	4 ft	270 / 340 / 400W	42,660 / 52,360 / 60,000	4K, 5K	100-277V

Notes:

- LHB08 / LHB5 means manufacturer part#
- 2FT or 4FT means length of the model
- 110S , 225S, 300S, 400S means maximum wattage of the model
- 27 means panels are 120-277V
- TCP means the product is 2 CCT selectable
- EM means the model comes with a factory installed emergency driver

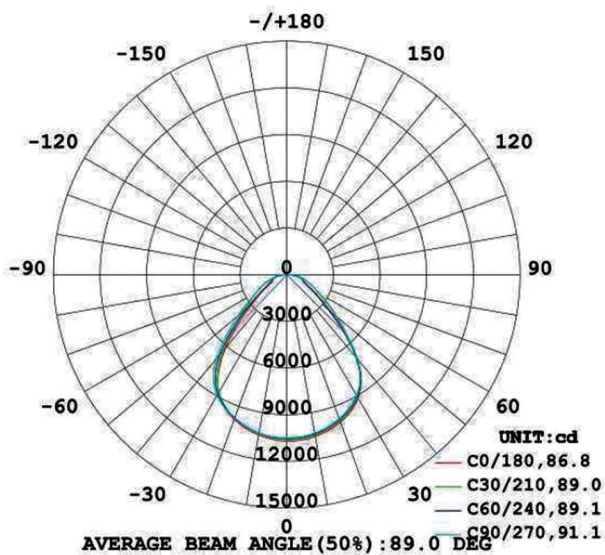
Accessories Ordering Guide

CATEGORY	PART #	DESCRIPTION	NOTE	PICTURE
Motion Sensor	CLL-LHB08-MS	Bi-level microwave sensor	Order separately	
Pendant Mount	ACHG-10FT-KIT	10 FT aircraft cable pendant mount	Order separately	
Surface Mount	CLL-LHB08-SURFACE	To mount this light on a flat surface	Order separately	

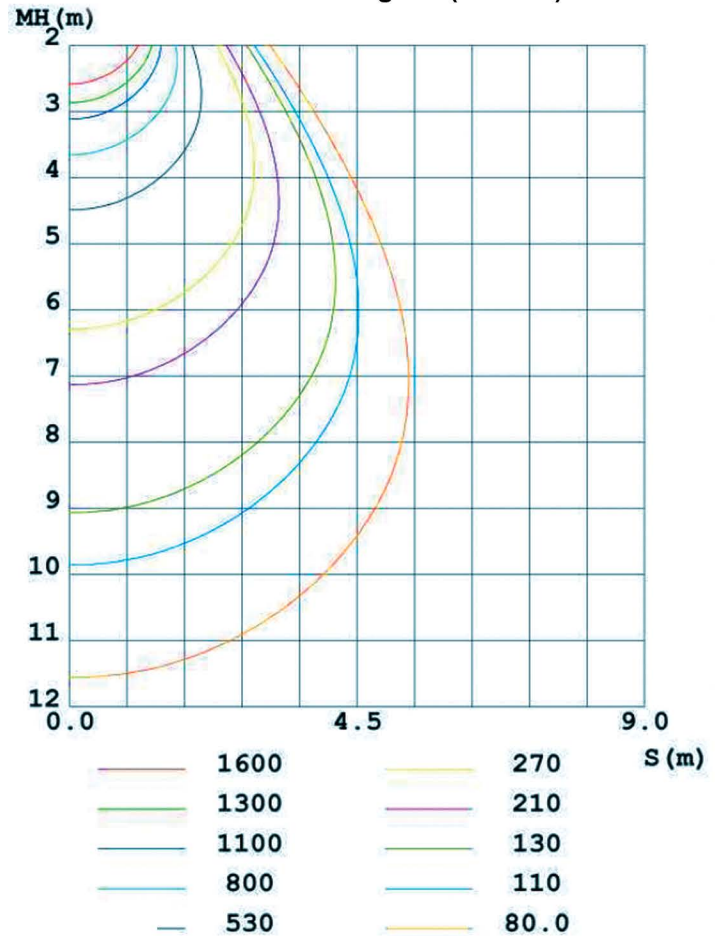


Photometric data

Luminous Intensity Distribution Diagram



CO Plane Isolux Diagram (unit: 1X)



Spectrum

